




On Saturday We Craft

KAMIAH & KOOSKIA LIBRARIES


SUMMER READING PROGRAM

IMAGINE
YOUR
STORY

THIS WEEK WE ARE SHOWING YOU A CRAFT
THAT'S IN ONE OF OUR TAKE-HOME CRAFT BAGS.



Dena



April



TJ

IMAGINE YOUR STORY

Bear Head Craft

Miss TJ shows Dena and April how to make one of the activities included in the Bear Crafts bag.

Call us to claim your craft bag!



Dena's finished bear made with brown crinkly yarn



April's finished bear made with blue silk sari scraps

IMAGINE YOUR STORY

Bear Head Craft

SUPPLIES INCLUDED IN THE BAG:

- **Bear head shape on cardboard***
- **Yarn for wrapping**
- **Googly eyes**
- **Nose (pompom or cork)**

If you need glue, tape or scissors for this craft, let us know!

*Bear head will need to be cut from traced template.




TJ

These supplies can be swapped for something you have - use string or material scraps for wrapping the bear head or maybe some small rocks for the eyes or nose.

IMAGINE YOUR STORY

A patron sent us this photo of a completed craft their family did including the bear habitat!

Bear Head Craft



IMAGINE YOUR STORY


Thanks for watching!

**Tag us on social media
to show us your art.**



Kamiah Community Library
Kooskia Community Library

**Join us again on Saturday
evening for a craft for all ages.**



Dena



TJ



April