

Templeton Global Bond R6 FBNRX

Benchmark

Bloomberg Global Aggregate TR USD

Investment Objective & Strategy

From investment's prospectus

The investment seeks current income with capital appreciation and growth of income.

Under normal market conditions, the fund invests at least 80% of its net assets in "bonds." Bonds include debt obligations of any maturity, such as bonds, notes, bills and debentures. It invests predominantly in bonds issued by governments, government-related entities and government agencies located around the world. The fund may invest up to 25% of its total assets in bonds that are rated below investment grade or, if unrated determined by the investment manager to be of comparable quality. It is non-diversified.

Fees and Expenses as of 12-15-21

Prospectus Net Expense Ratio	0.54%
Total Annual Operating Expense	0.58%
Maximum Sales Charge	—
12b-1 Fee	—
Redemption Fee/Term	—

Waiver Data	Type	Exp. Date	%
ExpenseRatio	Contractual	04-30-23	0.04

Operations and Management

Fund Inception Date	05-01-13
Portfolio Manager(s)	Michael J. Hasenstab Calvin Ho
Name of Issuer	Franklin Templeton Investments
Telephone	800-342-5236
Web Site	www.franklintempleton.com

Benchmark Description: Bloomberg Global Aggregate TR USD

The index measures the performance of global investment grade fixed-rate debt markets, including the U.S. Aggregate, the Pan-European Aggregate, the Asian-Pacific Aggregate, Global Treasury, Eurodollar, Euro-Yen, Canadian, and Investment Grade 144A index-eligible securities.

Category Description: World Bond

World bond portfolios typically invest 40% or more of their assets in fixed-income instruments issued outside of the U.S. These portfolios invest primarily in investment-grade rated issues, but their strategies can vary. Some follow a conservative approach, sticking with high-quality bonds from developed markets. Others are more adventurous, owning some lower-quality bonds from developed or emerging markets. Some portfolios invest exclusively outside the U.S., while others invest in both U.S. and non-U.S. bonds. Many consistently maintain significant allocations to non-U.S. dollar currencies, while others have the flexibility to make sizeable adjustments between their U.S. dollar and non-U.S. currency exposures.

Overall Morningstar Rating™



Out of 186 World Bond funds. An investment's overall Morningstar Rating, based on its risk-adjusted return, is a weighted average of its applicable 3-, 5-, and 10-year Ratings. See disclosure for details.

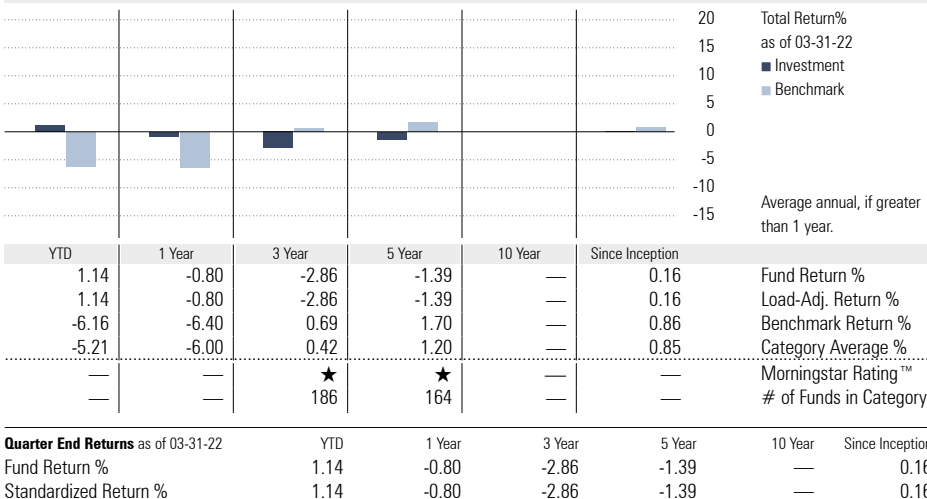
Morningstar Return

Low

Morningstar Risk

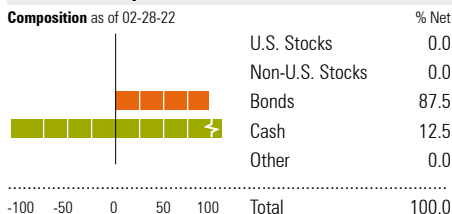
Average

Performance



Performance Disclosure: The performance data quoted represents past performance and does not guarantee future results. The investment return and principal value of an investment will fluctuate; thus an investor's shares, when redeemed, may be worth more or less than their original cost. Current performance may be lower or higher than return data quoted herein. For performance data current to the most recent month-end please visit the website listed under Operations and Management on this page.

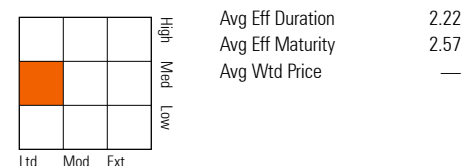
Portfolio Analysis as of 02-28-22



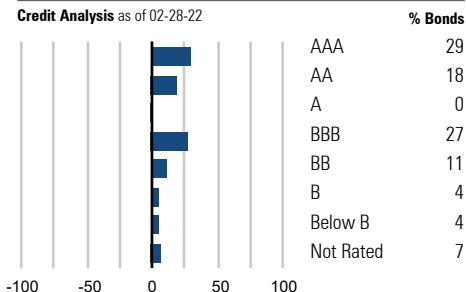
Top 10 Holdings as of 02-28-22	% Assets
Indonesia (Republic of) 9.5% 07-15-23	6.40
Franklin IFT Money Market	5.77
United States Treasury 2.625% 12-31-25	5.50
Bank of Korea 0.905% 04-02-23	4.70
Secretaria Tesouro Naciona 0% 01-01-25	4.59
Norway (Kingdom Of) 3% 03-14-24	4.43
The Republic of Korea 1.375% 09-10-24	4.00
Norway (Kingdom Of) 2% 05-24-23	3.73
Mexico (United Mexican Sta 8% 12-07-23	2.92
United States Treasury 1.625% 10-31-26	2.87

Total Number of Stock Holdings	0
Total Number of Bond Holdings	63
Annual Turnover Ratio %	28.44
Total Fund Assets (\$mil)	7,878.04

Morningstar Fixed Income Style Box™ as of 02-28-22



Morningstar Sectors as of 02-28-22	% Fund	% Category
Government	44.30	45.16
Corporate	0.00	15.89
Securitized	0.00	8.06
Municipal	0.00	0.24
Cash/Cash Equivalents	6.11	6.38
Other	49.60	24.27



Principal Risks as of 02-28-22

Credit and Counterparty, Currency, Emerging Markets, Foreign Securities, Loss of Money, Not FDIC Insured, Country or Region, Nondiversification, Active Management, Income, Interest Rate, Market/Market Volatility, High-Yield Securities, Other, Restricted/Illiquid Securities, Derivatives, Sovereign Debt, Cash Drag, Management